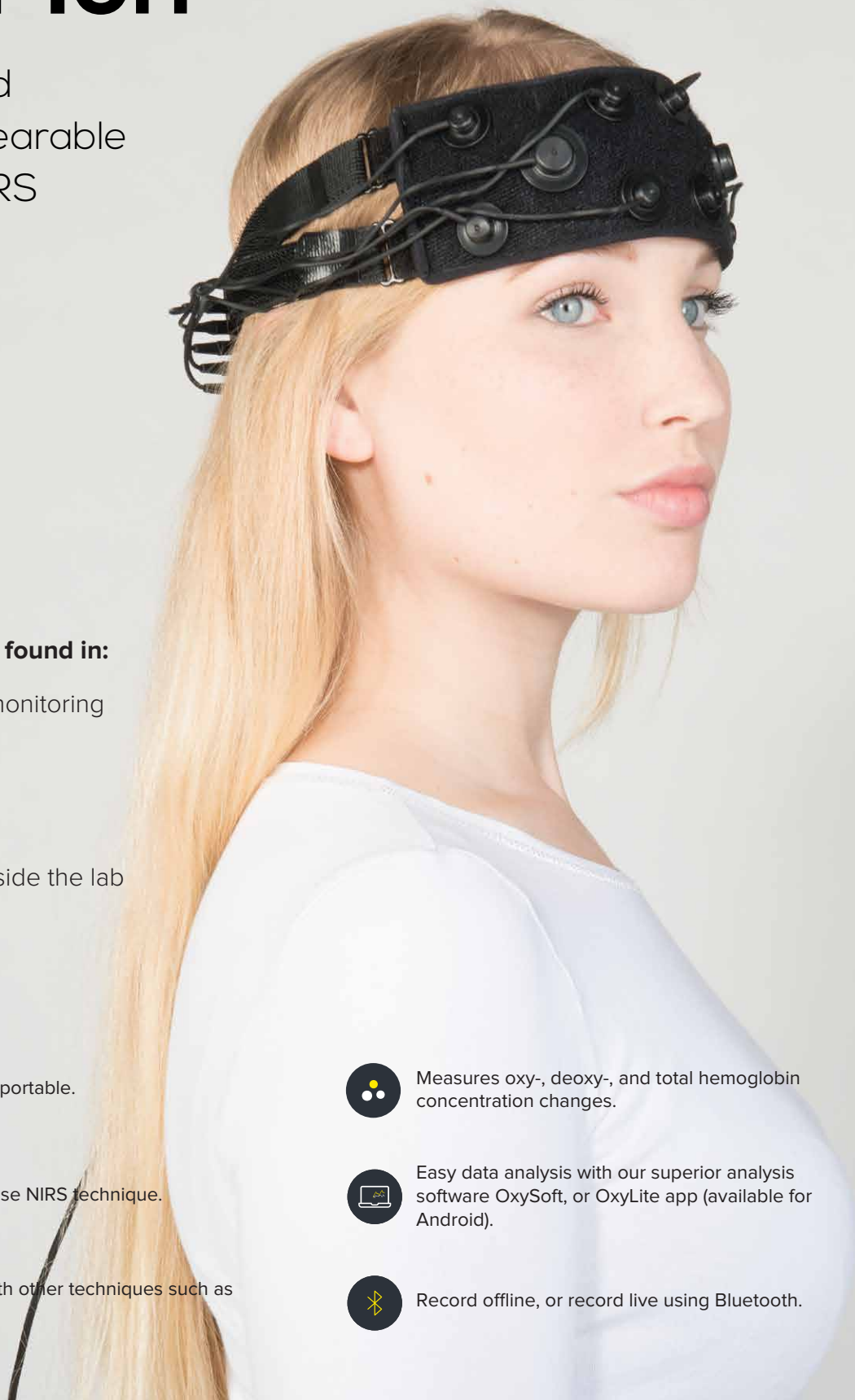
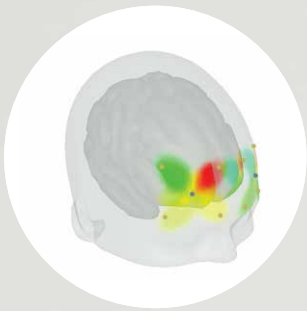


# OctaMon

One-of-a-kind  
completely wearable  
8 channel fNIRS



## Main applications are found in:

- Brain oxygenation monitoring
- Sports science
- Functional studies
- Cerebral studies
- Hyperscanning
- Both inside and outside the lab



8-channels and truly portable.



Utilizing the non-invasive NIRS technique.



Can be combined with other techniques such as EEG, EMG, and tCS.



Measures oxy-, deoxy-, and total hemoglobin concentration changes.



Easy data analysis with our superior analysis software OxySoft, or OxyLite app (available for Android).



Record offline, or record live using Bluetooth.

## Interested?

Contact us at  
[askforinfo@artinis.com](mailto:askforinfo@artinis.com)

[www.artinis.com](http://www.artinis.com)  
+31 481 350 980

Einsteinweg 17  
6662 PW Elst  
The Netherlands

# References to wireless NIRS

Buchheit, M., Bishop, D., Haydar, B., Nakamura, F. Y. & Ahmadi, S. *Physiological Responses to Shuttle Repeated-Sprint Running*. *Int. J. Sports Med.* 31, 402–409 (2010).

Maidan, I. et al. *Changes in oxygenated hemoglobin link freezing of gait to frontal activation in patients with Parkinson disease: an fNIRS study of transient motor-cognitive failures*. *J. Neurol.* 262, 899–908 (2015).

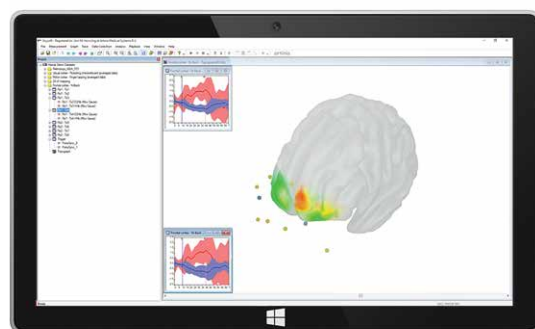
Maidan, I., Bernad-Elazari, H., Giladi, N., Hausdorff, J. M. & Mirelman, A. *When is Higher Level Cognitive Control Needed for Locomotor Tasks Among Patients with Parkinson's Disease?* *Brain Topogr.* 30, 531–538 (2017).

Maidan, I. et al. *The Role of the Frontal Lobe in Complex Walking Among Patients With Parkinson's Disease and Healthy Older Adults: An fNIRS Study*. *Neurorehabil. Neural Repair* 30, 963–971 (2016).

Mirelman, A. et al. *Increased frontal brain activation during walking while dual tasking: an fNIRS study in healthy young adults*. *J. NeuroEngineering Rehabil.* 11, 85 (2014).

Nieuwhof, F. et al. *Measuring prefrontal cortical activity during dual task walking in patients with Parkinson's disease: feasibility of using a new portable fNIRS device*. *Pilot Feasibility Stud.* 2, (2016).

Shadgan, B., Reid, W. D., Gharakhanlou, R., Stothers, L. & Macnab, A. J. *Wireless near-infrared spectroscopy of skeletal muscle oxygenation and hemodynamics during exercise and ischemia*. *Spectroscopy* 23, 233–241 (2009).



## Technical specifications

TECHNOLOGY	Continuous wave near infrared spectroscopy using the modified Lambert-Beer law
MEASURES	Oxy-, deoxy-, and total hemoglobin
DATA ANALYSIS SOFTWARE	OxySoft
OPERATING SYSTEM	Windows 10
LIGHT SOURCES	Light emitting diodes: 8 x 2 wavelengths
WAVELENGTHS	Standard nominal 760 and 850 nm, others possible
CHANNELS	8 channels
INDICATIONS	Battery status, Bluetooth connection
DETECTORS	Photodiode with proprietary ambient light protection
OPTODE DISTANCE	35 mm
POWER	Up to 6 hours with one interchangeable and rechargeable battery
TOTAL WEIGHT	230 grams including battery
SIZE	Battery housing: 84 x 54 x 20 mm, wire: 1.3 m headbands available in multiple sizes: XS (OctaMon Mini) 48-50 cm, S 52 cm, M 56 cm, and L 60 cm
SAMPLE RATE	50 Hz
ENVIRONMENT	Operating temperature: 10-35 °C
ELECTROMAGNETIC COMPATIBILITY	No interference with EEG, ECG or EMG
OPTIONAL	Can be combined with the PortaSync
INDICATIONS	Battery status, Bluetooth connection
NIRS + OTHER MODALITIES	We deliver the following packages: OctaMon + TMSi EMG package (2 channels or more) OctaMon + TMSi EEG package (16 channels or more) OctaMon + Tobii eyetracker

### Get a quote:

[askforinfo@artinis.com](mailto:askforinfo@artinis.com)

### What's in the box?

OctaMon research package

OctaMon  
Strong & sturdy Pelicase  
License key

2 Batteries & charger  
Laptop  
User guide

Bluetooth dongle  
OxySoft, data analysis software  
Neoprene headband